
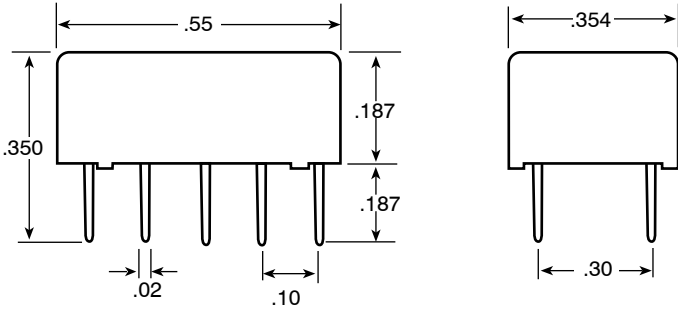


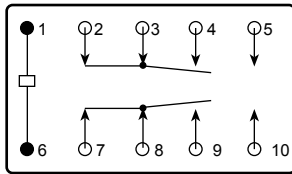
SKP



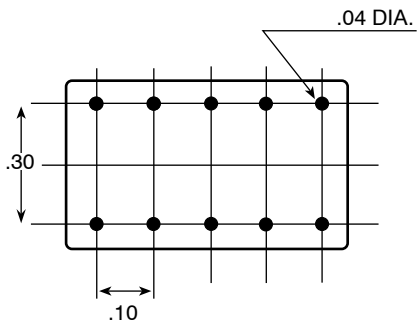
SKP



WIRING DIAGRAM
(BOTTOM VIEW)

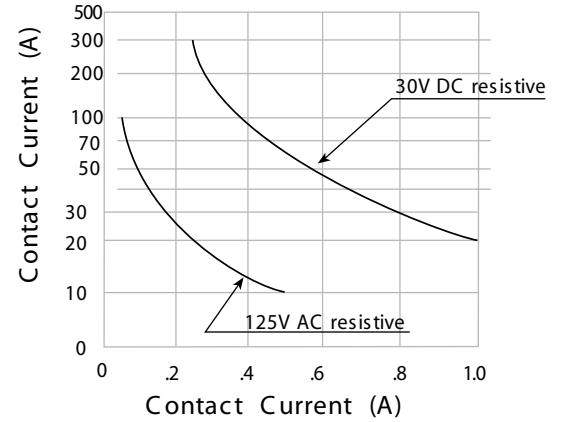


DRILLING PLAN

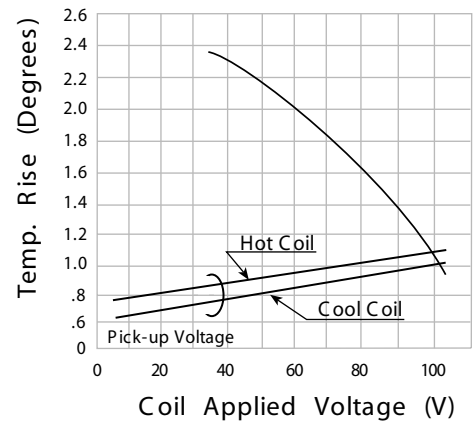


Reference Data

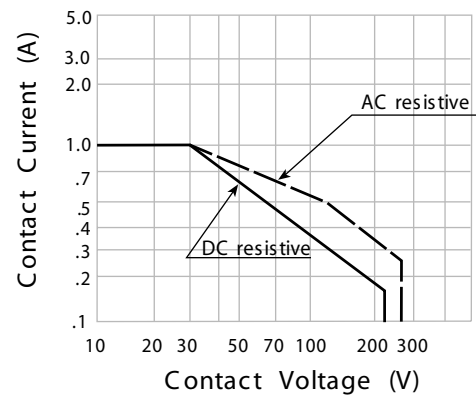
Life Curve



Operating Range



Maximum Allowable Current



Performance (At Initial Value)

ITEM	TYPE
	SKP
Contact Resistance	50 mΩ Max.
Operate Time	2 mSec. Max.
Release Time	2 mSec. Max.
Dielectric Strength: Between Coil and Contact Between Contacts	1000 VAC at 50 Hz 1000 VAC at 50 Hz
Surge Resistance	1500 V (between coil and contact 1 x 40 msec)
Insulation Resistance	1000MΩ Min. at 500 VDC
Operating Ambient Temperature	-40°C to 70°C
Operating Humidity	45% to 85% RH
Coil Temperature Rise	45°C Max.
Vibration: Endurance Error Operation	10 to 55 Hz Dual Amplitude 3 mm 10 to 55 Hz Dual Amplitude 3 mm
Life Expectancy: Mechanically Electrically	10 ⁸ operations/min. (no load) 2x10 ⁵ operations/min. (at rated load)
Weight	1.5 grams

Coil Specification (At 20°C)

Type	Nominal Voltage (VDC)	Coil Resistance (Ω ±10%)	Operate Voltage (VDC/max)	Must Release Voltage (VDC/min)	Max. Voltage (VDC)	Nominal Power (W) Consumption
Single Side Stable	3	64.3	2.25	0.3	110% of rated voltage	0.14
	4.5	144.6	3.38	0.45		0.14
	5	178	3.75	0.5		0.14
	6	257	4.50	0.6		0.14
	9	579	6.75	0.9		0.14
	12	1028	9.00	1.2		0.14
	24	2880	18.0	2.4		0.20
1 Coil Latching	3	90	2.25	-2.25	110% of rated voltage	0.10
	4.5	202.5	3.38	-3.38		0.10
	5	250	3.75	-3.75		0.10
	6	360	4.50	-4.50		0.10
	9	810	6.75	-6.75		0.10
	12	1440	9.00	-9.00		0.10
	24	3840	18.0	-18.0		0.15
2 Coil Latching	3	45 ea. coil	2.25	2.25	110% of rated voltage	0.14
	4.5	101 ea. coil	2.25	2.25		0.14
	5	125 ea. coil	3.75	3.75		0.14
	6	180 ea. coil	4.50	4.50		0.14
	9	405 ea. coil	6.75	6.75		0.14
	12	720 ea. coil	9.00	9.00		0.14
	24	1920 ea. coil	18.0	18.0		0.20

Contact Rating

ITEM	TYPE
	SKP
Contact Capacity Resistive Load (Cos. Ø = 1) Inductive Load (Cos. Ø = 0.4 L/R = 7 msec.)	See Chart See Chart
Rated Carrying Current	.5 A, 125 VAC / 1A 30 VDC
Max. Allowable Voltage	220 VDC, 250 VAC
Max. Allowable Current	1 A
Contact Material	AgNi (Au clad)

UL #E96834(M) (U.S. & Canada) C.S.A. #LR83798-1

Ordering Information

SKP L 1C 12VDC

Coil Voltage
See coil specifications for available voltages.
Other voltages available as special orders.

Contact Configuration
2C – DPDT

L – 1 Coil Latching, K – 2 Coil Latching,
Nil – Single Side Stable



sky
electronics
INTERNATIONAL

SKP